
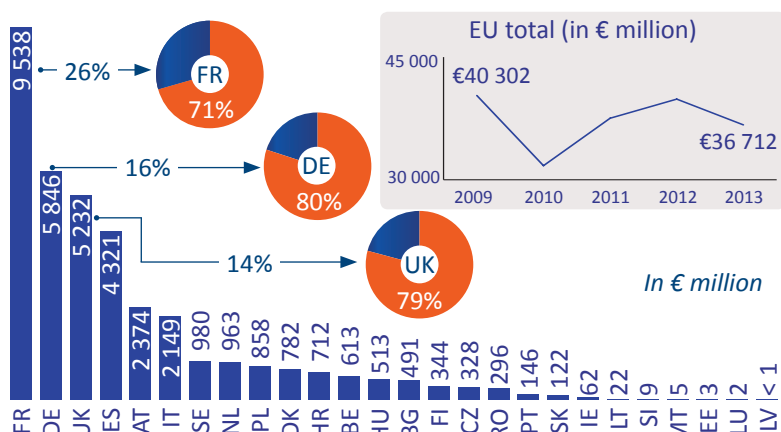


EU Member States' arms exports (2013)

Total arms exports (value of licences issued)



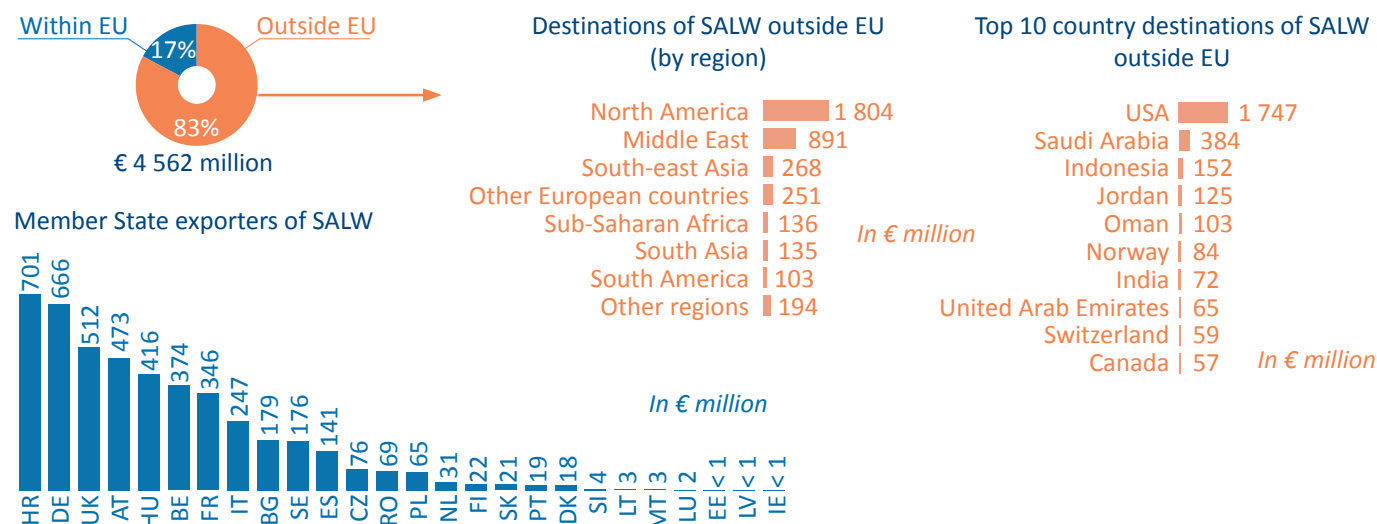
Member State exporters



Licence denials by type of criteria



Exports of small arms, light weapons (SALW) and their ammunition



Further information

This infographic aims to present data on arms exports licensed by EU Member States for the year 2013. The source of data is the [16th Annual Report on arms exports](#), published by the Council in March 2015, under the common rules governing control of exports of military technology and equipment. It categorises arms based on the 22 categories of military technology and equipment of the [EU Common Military List](#). Data refer to 26 EU Member States, as figures for Cyprus and Greece are not available. This paper presents the overall value of arms exports licences, and then focuses on the subgroup 'Small Arms and Light Weapons (SALW) and their ammunition', representing ML1, ML2 and ML3 of the Common Military List.

Total arms exports (value of licences issued)	The pie chart presents the total arms exports licensed by Member States in 2013 as a whole divided by destination, within and outside the EU. In 2013 the overall value of arms exports licensed was €36 712 million. Of this, €10 735 million (29.2%) are to other Member States, while €25 977 million (70.8%) to outside the EU.
Destinations outside the EU (by region)	The first bar chart shows the destination, by region, of arms exports licensed. Of the €25 977 million exported outside the EU, the first two regions (Middle East and North America) accounted for half of the total (49.6%). In the graph the non-categorised value (€237 million) has not been presented. Totals do not add up exactly due to rounding.
Top 10 country destinations outside the EU	The second bar chart presents the top 10 destination countries. Together these 10 countries represent 67% of the total EU arms exports licences. One third of the EU Member States' licensed exports go to the USA and Saudi Arabia.
Member State exporters	The blue bar chart shows the value of exports licensed by each Member State. It gives the overall value, i.e. both exports to other Member States and to outside the EU. The top three countries (France, Germany and the UK) account for 56% of the total licensed arms exports (€36 712 million). The three small pie charts show the share of exports to the EU and outside for the top three exporters (France, Germany and the UK). The line chart shows the evolution of arms exports licensed over the period 2009-2013. As an example, 71% of France's arms export licences (€6 752 million) are intended for non-EU recipients.
Licence denials by type of criteria	Member States must follow common rules governing the control of export of military technology and equipment. The eight common criteria for assessing arms export licences are the following: 1. Respect for the international obligations and commitments of EU Member States, particularly sanctions (including arms embargos) and international agreements; 2. Respect for human rights and international humanitarian law by the recipient country; 3. The internal situation in the recipient country; 4. Risks to regional peace, security and stability; 5. National security of the Member States as well of their friends and allies; 6. Behaviour of the buyer country towards the international community, including its attitude to terrorism and respect for international law; 7. Risk of diversion towards an unauthorised end-user or end-use; 8. Compatibility of the arms exports with sustainable development in the recipient country. The assessments are made on a case-by-case basis. The bar chart shows the number of refusals by type of criteria that took place in 2013. 107 cases of exports have been refused because of a risk of diversion towards unauthorised end-users or end-uses.
Exports of small arms, light weapons (SALW) and their ammunition	Small arms and light weapons (SALW) and their ammunition are defined as the sum of categories ML1, ML2 and ML3 of the Common Military List used in the EU report. In 2013, licensed exports of SALW and their ammunition amounted to €4 562 million, representing 12.4% of total arms export licences. The pie chart shows the shares of SALW exported to the EU (17.2%, or €783 million) and to destinations outside the EU (82.8% or €3 782 million).
Destinations of SALW outside the EU (by region)	The chart shows the destinations by region of licensed SALW and ammunition exports. North America is the first recipient region with €1.8 billion worth of licences.
Top 10 country destinations of SALW outside EU	The graph presents the top 10 destination countries of SALW and their ammunition. Together these countries represent 75% of total SALW exports licences. Almost half of the licenced SALW are destined for the US (46.2%).
Member State exporters of SALW	The bar chart shows the value of SALW export licences, including ammunition, for each Member State, both to the EU and outside.

Country codes: Austria (AT), Belgium (BE), Bulgaria (BG), Croatia (HR), Cyprus (CY), Czech Republic (CZ), Denmark (DK), Estonia (EE), Finland (FI), France (FR), Germany (DE), Greece (EL), Hungary (HU), Ireland (IE), Italy (IT), Latvia (LV), Lithuania (LT), Luxembourg (LU), Malta (MT), Netherlands (NL), Poland (PL), Portugal (PT), Romania (RO), Slovakia (SK), Slovenia (SI), Spain (ES), Sweden (SE) and United Kingdom (UK).

Disclaimer and Copyright. The content of this document is the sole responsibility of the author and any opinions expressed therein do not necessarily represent the official position of the European Parliament. It is addressed to the Members and staff of the EP for their parliamentary work. Reproduction and translation for non-commercial purposes are authorised, provided the source is acknowledged and the European Parliament is given prior notice and sent a copy. © European Union, 2015.

eprs@ep.europa.eu – <http://www.eprs.ep.parl.union.eu> (intranet) – <http://www.europarl.europa.eu/thinktank> (internet) – <http://epthinktank.eu> (blog)